


What makes an effective slide show





What is a slide show

- An effective combinations of images and sounds
 - Many programs available that make creating an audio visual really easy
 - All you need is a selection of photographs and music/sounds
- 



Why you should make a slide show

- ▶ ***You simply can't beat the power and emotion of a well-presented audio visual show***
 - ▶ It is a great way to share your photos
 - ▶ Photography is about telling stories and setting a mood
 - ▶ Family photos
 - ▶ Travel photography
 - ▶ Journalistic photography
 - ▶ Fine Art photography
 - ▶ When the story telling images are combined with music, it creates an emotional response
- 



Before you start:

- **Before you start: What is your intent??**
- **Who is your audience**
- Tell a story
- Share an experience
- Create a mood of feeling
 - Happiness, Tranquility, Joy, Comedy, Sadness, Loss.



The frame-work of a good show

- ▶ Tell a story and/or create a mood, a feeling
- ▶ Several ways of putting the story together:
 - ▶ A story with
 - ▶ A beginning – leading in – catching the audience's interest
 - ▶ A middle – telling the story
 - ▶ An end – conclusion, ending the story
 - ▶ Chronologically (a travel log)
 - ▶ Time or theme based
 - ▶ A mood
 - ▶ Time of day
 - ▶ Time of year (seasons)
- ▶ Music should support or enhance the story and mood
 - ▶ The music can make or break a show




Selecting your photos

- ▶ Good quality photos
- ▶ Do not use many photos of the same subject (it bores your audience)
 - ▶ Use the best one or two (unless showing the different moods of same place).
- ▶ Be choosy, dispassionate about your work
 - ▶ Think about what may interest your audience
- ▶ A theme may be good.
 - ▶ In travel photography – for example
 - ▶ Regional (the setting)
 - ▶ People
 - ▶ Events
 - ▶ Special places



Things that doesn't work as well

- ▶ A random selection of your favourite images
 - ▶ Not enough time to view images (people want to see them)
 - ▶ Busy, random, fast transitions be confusing and distracting
 - ▶ Unless they are intentionally part of your story (fast moving)
- 



Things that work well

- ▶ A selection of good images to tell your story
 - ▶ Leave photos long enough to let your audience enjoy them
 - ▶ 5-6 seconds per image works well with a 2-3 second transition
- ▶ Music that fits the mood and story
 - ▶ For example
 - ▶ if your show a travel log of Poland, a Polish Polka may work well
 - ▶ from Hawaii – with beautiful Hawaiian music
 - ▶ if you are creating a mood – soft, classic, moody, nature music
- ▶ Instrumental music often works better than words
 - ▶ Unless the words are appropriate to your story




Must haves

- ▶ A slide presentation **MUST** contain three elements:
 - ▶ i) title page (name of show and name of photographer)
 - ▶ ii) body of slides (the story)
 - ▶ iii) last slide with music credits



To sum it all up

- Tell a story or set a mood
 - Good images
 - Enough time to enjoy the photos
 - Simple
 - Music to match story and mood
- 



The end result



A combination of beautiful images and music that makes the appearance of visual "ballet".